



TolaData

Simplify the way you monitor and evaluate your projects

A digital tool for organisations to create positive impact

A comprehensive M&E solution

A user-friendly Monitoring & Evaluation (M&E) software that provides end to end indicator management.

Track your program's progress with full transparency from data collection in the field to reporting results, all under one roof.



Collect your data

- Create survey forms
- Connect to 3rd party tools via API
- Import spreadsheets and CSVs



Manage your data

- Import data from multiple sources
- Create templates and reuse them
- Organise and store data



Track your progress

- Add results frameworks and indicators
- Monitor results vs. targets
- Make data-driven decisions



Visualize and share results

- Analyse and visualise data
- Create and share dashboards
- Remote monitoring and collaboration



Create meaningful impact

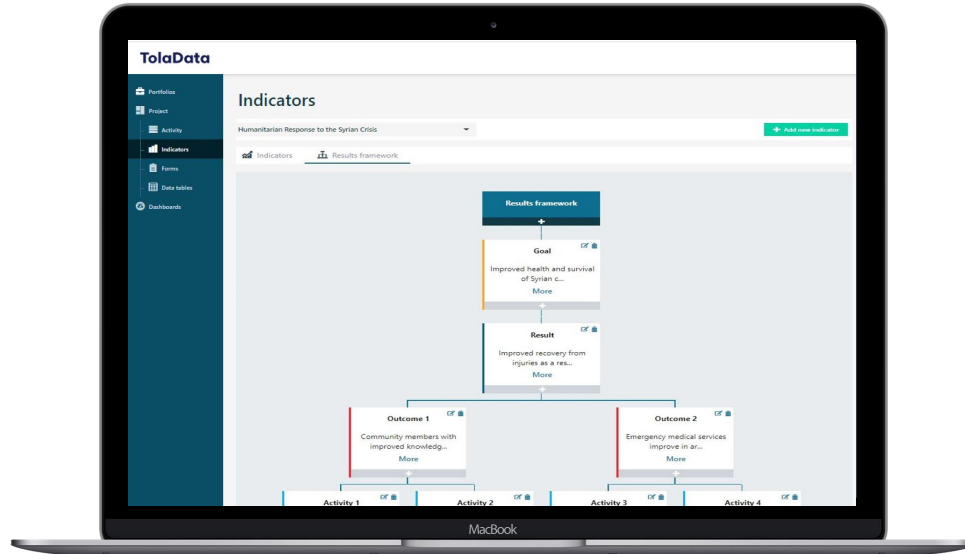
- Group projects in Portfolios
- Aggregate results
- See your overall impact

See TolaData in action!

—



Quick product overview



A versatile toolkit for all aspects of your project management

We provide an array of tools to meet all your M&E needs

Our tools will support you throughout your M&E journey - from creating indicators, to collecting data, to monitoring performance and progress to eventually reporting results in real-time.

Whether you want to create a results framework, design a data collecting form, build an indicator plan, aggregate results across your projects, map project sites or manage stakeholders - all this and more is possible on TolaData.

TolaData gives you access to the latest information on the progress of all your projects, supporting adaptive management and ensuring you have all your results ready-to-present to donors and stakeholders.

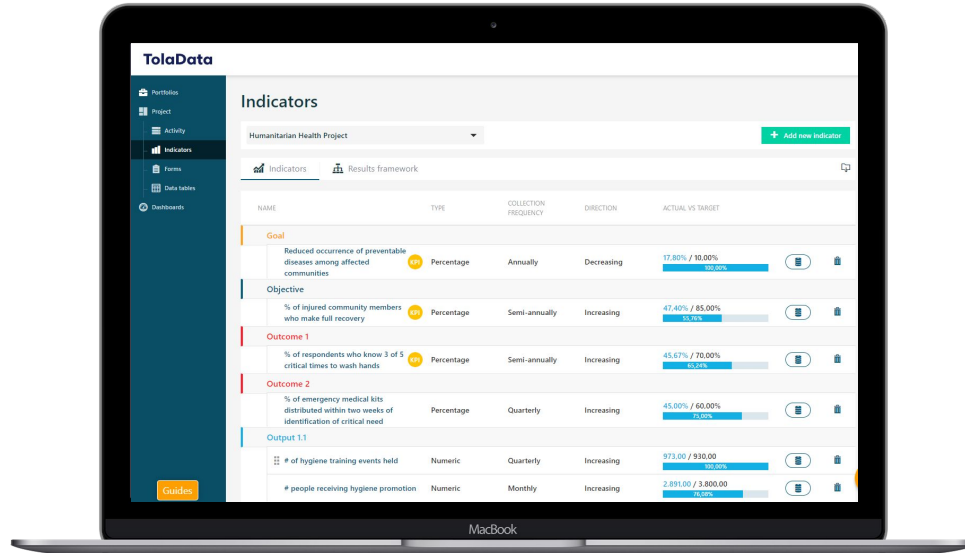
Project indicators

End-to-end indicator management

Enjoy full traceability from results back to your evidence base

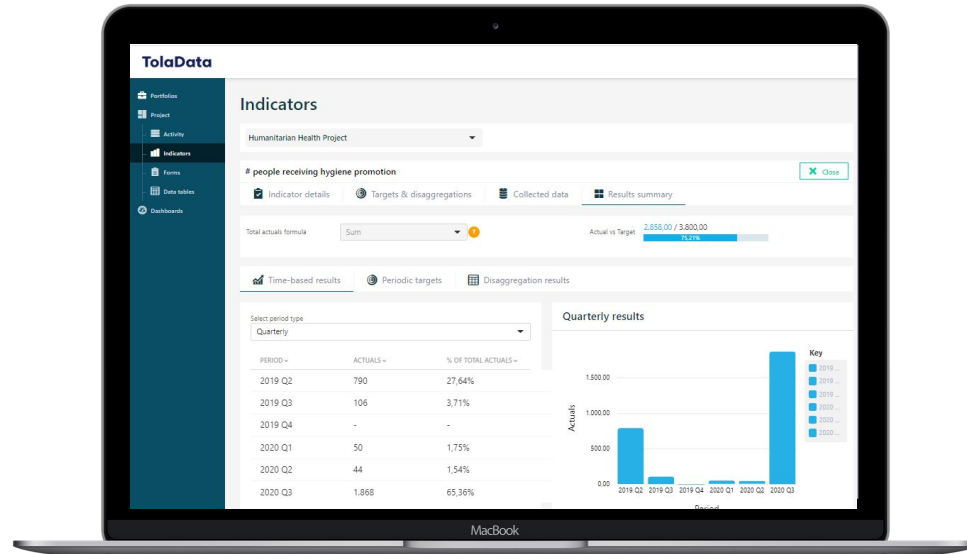
Build an indicator plan and align it to your results framework to outline how your project objectives can be achieved through your activities. Attain a whole new level of transparency with the possibility to compare actual results vs. targets.

- Enter targets and monitor their progress as data is gathered
- Check whether you are on track with results against periodic targets
- Visualise indicator status in dashboards with graphs and charts



Reporting results

All your results at your fingertips ready for reporting



Define how you want your results summarised and have everything calculated automatically

- Easily view your results annually, quarterly, monthly and more.
- Set periodic targets so you can check you are on track to achieve your goals
- Define custom disaggregations so you can analyse your results as needed for reports
- Export your results to do further analysis or transfer directly into your reports.

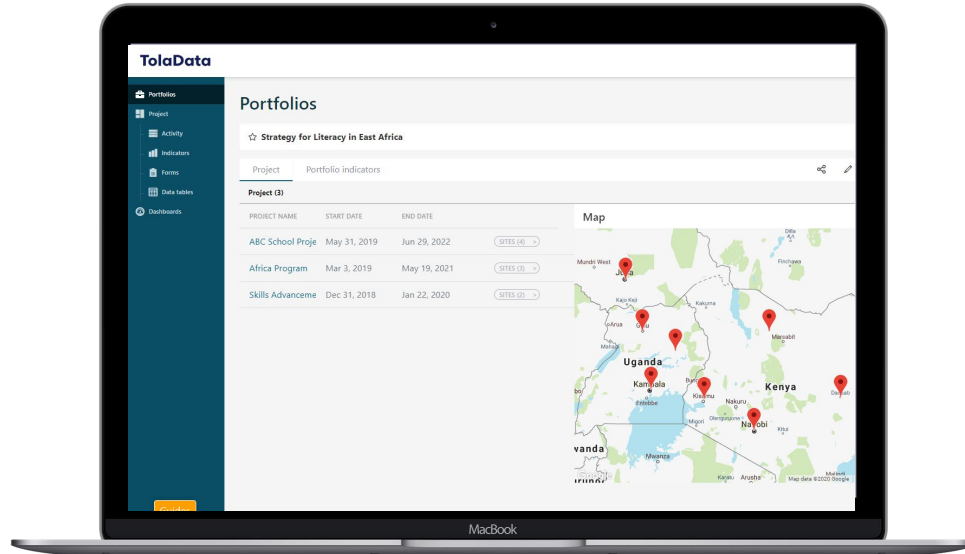
Portfolios

Use portfolios to aggregate data across different projects

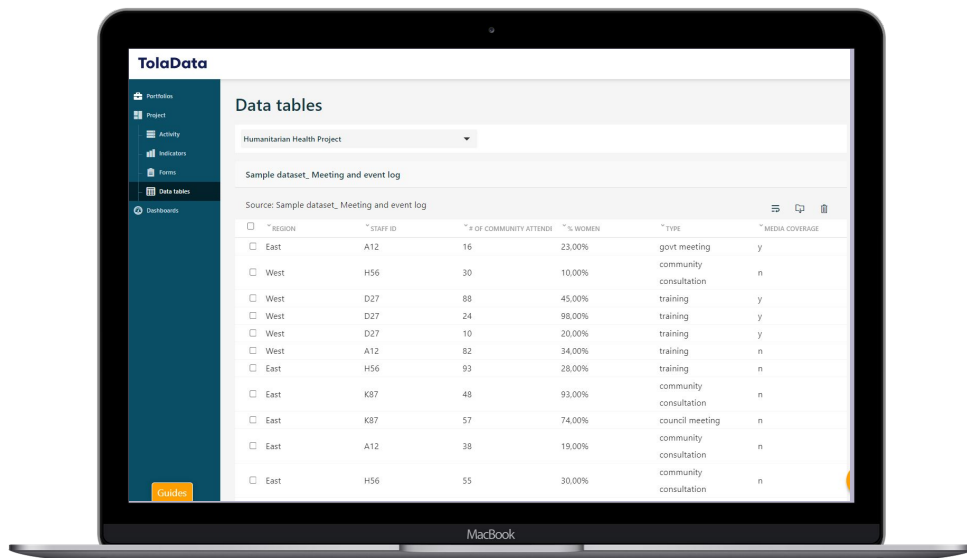
Group projects together in portfolios to combine and track results across multiple indicators

Aggregate data by custom categories. For example, create a portfolio of all your health related projects or all projects active in a certain country or region of the world.

- Track the collective project results against portfolio targets, allowing you to monitor strategic objectives and KPIs for your organisation.
- Visualise the project sites where the portfolio projects are implemented



Data management



All your data in one platform

We have forms that meet your project's needs

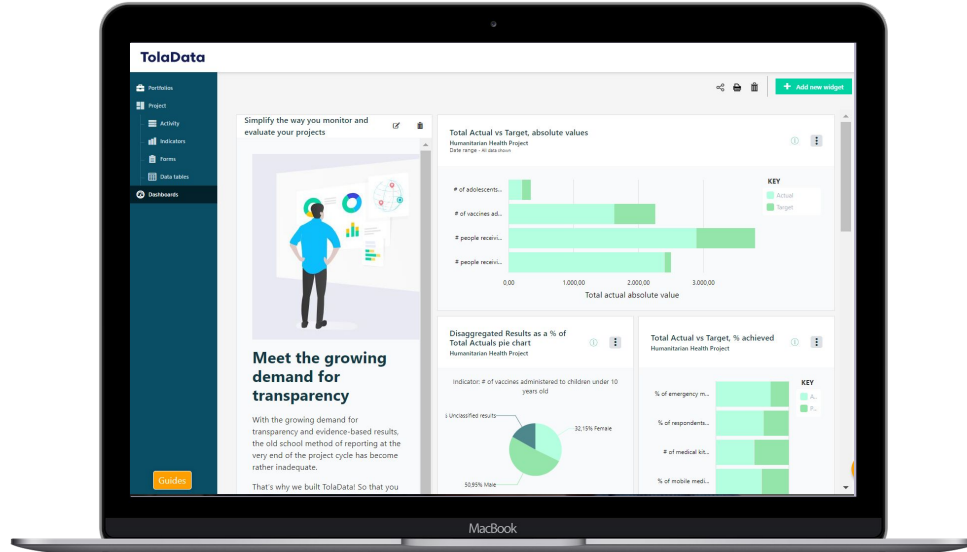
Use our form builder to design a data collection form that aligns with your project requirements. Share it with all your data collectors with a click of a button and enjoy an automatic import of survey results into your TolaData account.

Import data from different sources

Need to import data from other machine readable sources or mobile data collection platforms? No problem! TolaData is compatible with most data collecting platforms so you bring all your data under one roof for consolidating, analysing and reporting.

TolaData also offers direct integration with third party tools such as KoBo Toolbox, ONA and more.

Dashboards



Evidence-based reporting and knowledge sharing

All your key project information under one roof

Visualise your most up-to-date project information and progress using our configurable dashboards.

Transparent reporting and easy collaboration

Share your dashboard with external partners and stakeholders. The information on the dashboard updates in real time as new data is reported, so that you can build a culture of evidence based decision making for better implementation and delivery of projects.

Why TolaData?



We are multilingual

We believe in making M&E simple and accessible to everyone in the development sector and our multilingual feature already offers English, French, Spanish, German and Vietnamese.

Can't find the language you need? Talk to us about how to have it added!



No installation required

We have built a system for you that allows for self onboarding and easy deployment. Simply log in to TolaData and start using it right away.



Best value for money

By choosing our SaaS model over building an inhouse software, you will benefit from the best there is in tech, while avoiding large unnecessary investments.

Our Tech Principles



Modularity

TolaData is built to be light-weight and modular in order to keep it scalable and flexible to changing demands.



Low-bandwidth Optimisation

Our web-based solution is optimised to work with low-bandwidth network conditions to maximise performance for users in the field.



Compatibility

TolaData is open to connect to other systems such as cloud storage, project management or data collection tools.



Data Security

We've applied industry-leading data security and privacy practices across our platform, while maintaining compliance with all relevant legal framework.



Cloud Services Made in Germany

TolaData is hosted in professional centers in Germany that adhere to stringent EU data safety regulations.



Principles for Digital Development

At TolaData, we are committed to implementing the 9 Principles for Digital Development in our work.



TolaData

Want to learn more?

Sign up for a free trial on our website: www.toladata.com

or contact us at info@toladata.com

TolaData GmbH

Ringbahnstraße 32 - 34, 12099 Berlin, Germany